

Women's Health Quality Provider Program Report Hub Instructions, Continued

Accessing the Women's Health Quality Provider Program (QPP) Report Hub

1. Access the report hub, visit the **Provider Access Point**, or click on the **Report Hub** link.
2. Sign in with your username, password, and 2-step verification code (PING ID on your cellular device).

Sign On

Username or Email Address
[Username or Email Address]

Password
[Password]

OR Remember my username

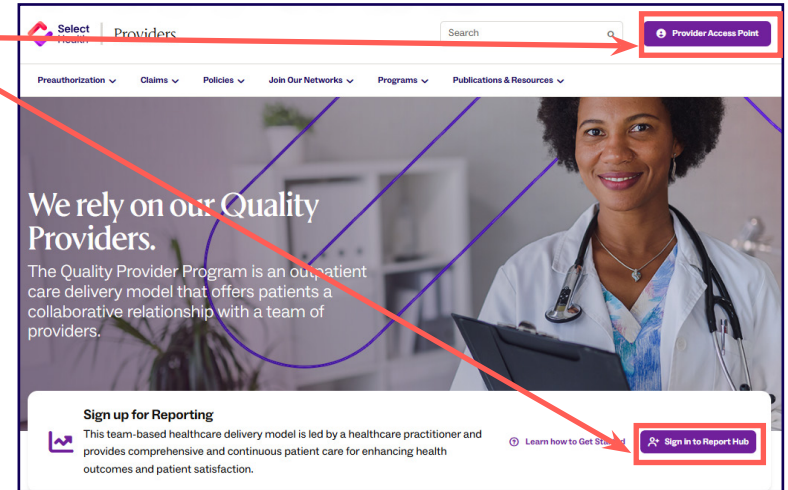
Sign On

Forgot Password

id PingID

Passkey

Windows Hello



NOTE: To select a new report, close or minimize the current window to come back to the page that lists all reports.

3. Once the report hub opens, select the report **"2026 Womens Health Admin Dashboard."** It will launch in a new window.

Quality Provider Program Report Hub

Report	Description	
2025 Quality Provider Program Dashboard	Summary and detail information related to measures in 2025	
2025 Womens Health Admin Dash	Womens Health Admin Report	
2025 Womens Health Report	This report tracks WH measures and gap closures for clinics and auditors	
2025 Chronic Condition Assessment Report	Summary of 2025 Chronic Conditions for Attributed Members	
2024 Quality Provider Program Dashboard	Summary and detail information related to measures in 2024	
2024 Womens Health Report External	This dashboard tracks clinics within the WH QPP program, and their gap closures	
2024 Chronic Condition Assessment Report	Summary of 2024 Chronic Conditions for Attributed Members	
2023 QPP Clinical Summary	Compilation of success metrics related to measures in 2023	
2023 QPP Gap List	This report helps Provider Quality Program and affiliated Clinics keep track PQP mea	
Case & Disease Management Patient List	List of members with active Case or Disease Management Cases	
Hospital Census	List of members admitted to the hospital or ED in the last 7 days	
Gaps in Care Form	Printable form for clinics to identify gaps in care	
Quality Data Corrections Tool	Submit a correction for Medical Home data	

Summary Gaps List

Select Health Summary

Last Update: March 11, 2026

Measure	n	Percentage	Count
Chlamydia Screening (CHL)	n=2,578	9.6%	(248)
Post-Depression Screening (PDSE_SCR)	n=2,037	1.5%	(30)
Post-Depression Screening Followup (PDSE_FUP)	n=6	50.0%	(3)
Pre-Depression Screening (SH_PND_SCR)	n=5,608	61.6%	(3,453)
Pre-Depression Screening Followup (SH_PND_FUP)	n=219	30.1%	(66)
SH_SDOH_WH (SH_SDOH_WH)	n=43	100.0%	(43)
Substance Use Screening (SH_PND_SUD)	n=5,608	55.3%	(3,102)

Filters

SUPER_CLINIC_NM (All)

CLINIC_NAME (All)

PRVDR_NAME (All)

PRODUCT (All)

Women's Health Quality Provider Program Report Hub Instructions, Continued

Summary | Gaps List

Select Health | 2026 Women's H

Last Update: March 11, 2026 | Compliance Status: Achievable, Compliant, Non-Compliant

Records Count: 44,435

Filters

- SUPER_CLINIC_NM (All)
- CLINIC_NAME (All)
- PRVDR_NAME (All)
- PRODUCT (All)
- MSR_ABBR (All)
- Compliance Status (All)
- Month of DUE_DT (All)
- Month of DELIVERY_DT (All)
- PPD Days (All)
- MEMBER_NAME
- EMPI

SUPER_CLINIC_NM	CLINIC_NAME	PRVDR_NAME	NPI	EMPI	MEMBER_NAME	BIRTH_DT	Age	PR
Canyon View Medical Group	Canyon View - Art City Family Medical Center					11/24/1997	28.3	NA
	Canyon View - Spanish Fork					05/18/1999	26.7	NA
						09/15/1998	27.5	CO
						10/01/1993	32.5	CO
						10/19/2007	18.4	NA
						05/11/1974	51.9	CO
						05/15/1996	29.9	CO
						12/20/1958	67.3	MI
						10/03/1968	57.5	CO
						06/10/1970	55.8	CO
						02/19/1989	37.1	CO
						07/11/1984	41.7	MI
						03/05/1982	44.1	MI
						02/26/1977	49.1	CO
						09/27/1977	48.5	CO
						05/01/1964	61.9	CO
						04/01/1994	32.0	CO
						07/09/1983	42.7	CO
						03/23/1967	59.0	CO
						07/06/1984	41.7	CO
						05/18/1955	70.9	MI

CONFIDENTIAL: This report belongs to SelectHealth and contains PHI and other sensitive information protected by law. This report may not be shared with unauthorized parties and must you are not authorized to access this report, contact the Compliance Hotline immediately at 801.442.4845.

The report you select will have data filters to choose from on the left side of the window that opens. Use the definitions in the table below to decide which filters meet your needs.

DATA FILTER	ALLOWS YOU TO:
SUPER CLINIC	Select the name of your organization (only allows access to one super clinic)
CLINIC NAME	Filter to specific clinic location if desired
PROVIDER	Filter by provider name
MEASURE NAME	Filter by one or more measure types
COMPLIANCE STATUS	Filter and prioritize open gaps by compliance status: Achievable, Compliant, or Non-Compliant
MONTH OF DUE DATE	Filter by pregnancy estimated due date
MONTH, YEAR OF DELIVERY DATE	Filter postpartum open gap lists by date of delivery
PPD DAYS	Identify pregnancies within the 7–84 days postpartum period for the postpartum depression screening measure
MEMBER	Search for a specific member by Last Name, First Name

Women's Health Quality Provider Program Report Hub Instructions, Continued

Navigating the QPP Dashboard

1. Click on the current "Quality Provider Program Dashboard" (e.g., "2026 Womens Health Report External") to view summary and detail information related to measures for the current year.
2. Click on the **GAPS_LIST** tab for the current year. This displays gaps by members & providers, and a report can be downloaded.

Report	Description	
2025 Quality Provider Program Dashboard	Summary and detail information related to measures in 2025	
2025 Womens Health Admin Dash	Womens Health Admin Report	
2025 Womens Health Report	This report tracks WH measures and gap closures for clinics and auditors	
2025 Chronic Condition Assessment Report	Summary of 2025 Chronic Conditions for Attributed Members	
2024 Quality Provider Program Dashboard	Summary and detail information related to measures in 2024	
2025 Womens Health Report External	This dashboard tracks clinics within the WH QPP program, and their gap closures	
2024 Chronic Condition Assessment Report	Summary of 2024 Chronic Conditions for Attributed Members	
2023 QPP Clinical Summary	Compilation of success metrics related to measures in 2023	
2023 QPP Gap List	This report helps Provider Quality Program and affiliated Clinics keep track PQP mea	
Case & Disease Management Patient List	List of members with active Case or Disease Management Cases	
Hospital Census	List of members admitted to the hospital or ED in the last 7 days	
Gaps In Care Form	Printable form for clinics to identify gaps in care	
Quality Data Corrections Tool	Submit a correction for Medical Home data	

NOTE: View the gaps-in-care data in a printable PDF form with links to the Quality Data Corrections (QDC) Tool to submit corrections (see [page 5](#) for export instructions to download a CSV file).

Using the Gaps List

1. The "GAPS_LIST" tab will pull up every patient and every measure they fall into. Start by selecting your clinic in the "Super Clinic_NM" drop down; then, click "Apply." Use other filters in the drop downs on the left side of the window, as needed (see definitions on [page 3](#)).
2. By default, the "Gaps List" tab depicts member-to-measure information without status detail.

Summary		Gaps List		2026 Women's Health Report										
Last Update: March 11, 2026		Records Count: 44,435		Compliance Status			Achievable		Compliant		Non-Compliant		Download	
SUPER_CLINIC_NM	CLINIC_NAME	PRVDR_NAME	NPI	EMPI	MEMBER_NAME	BIRTH_DT	Age	PRODUCT	MSR_ABBR					
(All)	(All)	(All)	(All)	(All)	(All)	(All)	(All)	(All)	(All)					
Canyon View Medical Group	Canyon View - Art City Family Medical Center					11/24/1997	28.3	Null	PDSE_SCR					
						06/25/1999	26.7	Null	SH_PND_SI					
	Canyon View - Spanish Fork					09/15/1998	27.5	COMMERCIAL	SH_SDOH_					
						10/01/1993	32.5	COMMERCIAL	SH_SDOH_					
						10/19/2007	18.4	Null	SH_PND_SI					
						05/11/1974	51.9	COMMERCIAL	SH_SDOH_					
						05/15/1996	29.9	COMMERCIAL	SH_SDOH_					
						12/20/1958	67.3	MEDICARE	SH_SDOH_					
						10/03/1968	57.5	COMMERCIAL	SH_SDOH_					
						06/10/1970	55.8	COMMERCIAL	SH_SDOH_					
						02/19/1989	37.1	COMMERCIAL	SH_SDOH_					
						07/11/1984	41.7	MEDICAID	SH_SDOH_					
						03/05/1982	44.1	MEDICAID	SH_SDOH_					
						02/26/1977	49.1	COMMERCIAL	SH_SDOH_					
						09/27/1977	48.5	COMMERCIAL	SH_SDOH_					
						05/01/1964	61.9	COMMERCIAL	SH_SDOH_					
						04/01/1994	32.0	COMMERCIAL	PDSE_SCR					
						07/09/1983	42.7	COMMERCIAL	SH_SDOH_					
						03/23/1967	59.0	COMMERCIAL	SH_SDOH_					
						07/06/1984	41.7	COMMERCIAL	SH_SDOH_					
						05/18/1955	70.9	MEDICARE	SH_SDOH_					

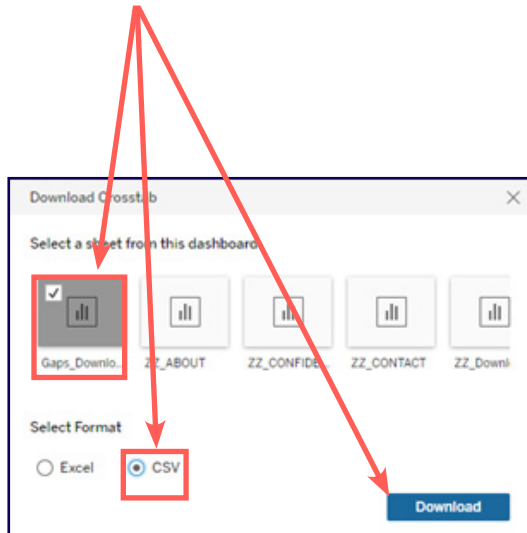
CONFIDENTIAL: This report belongs to SelectHealth and contains PHI and other sensitive information protected by law. This report may not be shared with unauthorized parties and must be destroyed after its intended use. You are not authorized to access this report, contact the Compliance Hotline immediately at 801.442.4845.

Women's Health Quality Provider Program Report Hub Instructions, Continued

We recommend that you export the gaps-in-care report as a CSV file. To do so:

1. Click on the data table displayed to focus on the data you would like to export.
2. Select the “download” button toward the top-right of this report within your browser, and then choose “Crosstab” as the file format.
3. Select the file to download (“Gaps_Download”) and “CSV” as the format to download to your desired location on your computer.

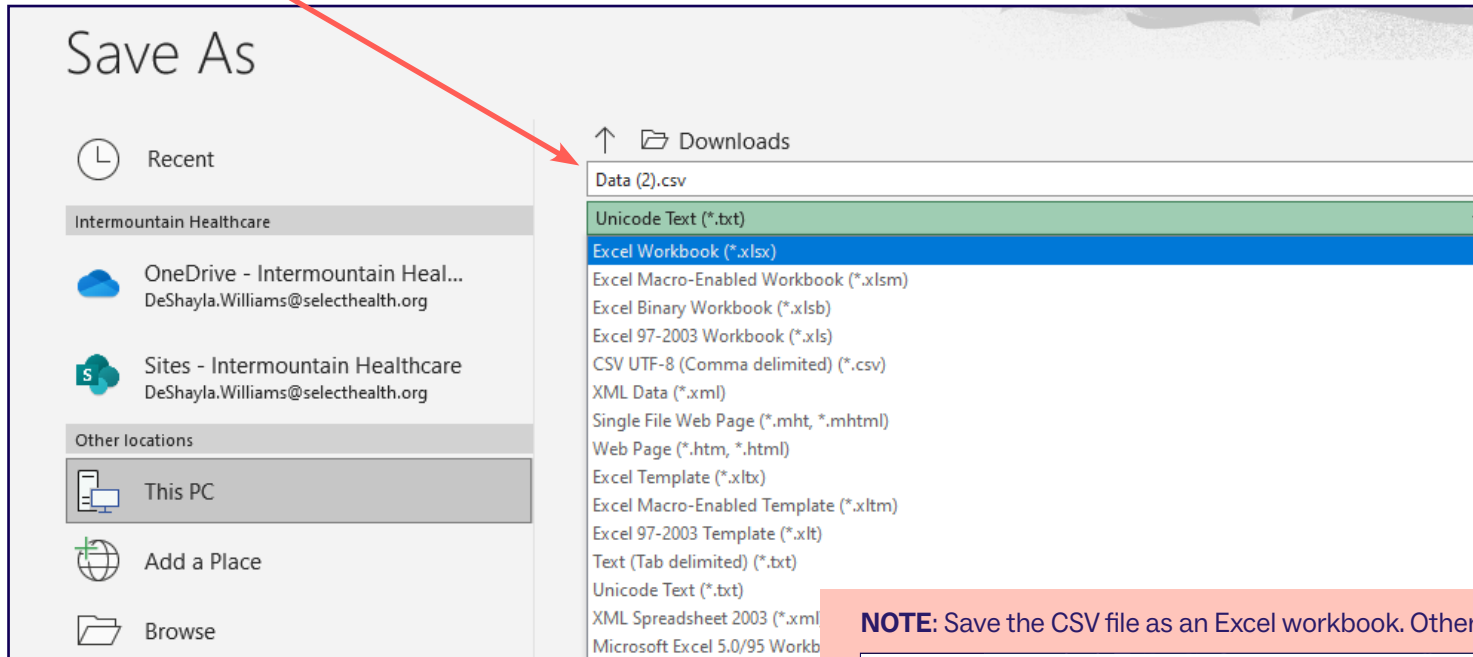
NOTE: Ensure that you select the correct sheet before downloading.



4. After opening the data file, “Save As” the CSV file to an Excel workbook to allow formatting for readability and usability.

SUPER_CLINIC_NM	CLINIC_NAME	PRVDR_NAME	NPI	EMPI	MEMBER_NAME	BIRTH_DT	Age	PRODUCT	MSR_ABBR
Canyon View Medical Group	Canyon View - Art City Family Medical Center					11/24/1997	28.3	Null	POSE_SCR
						06/25/1999	26.7	Null	SH_PND_Si
						09/15/1998	27.5	COMMERCIAL	SH_PND_Si
						10/01/1993	32.5	COMMERCIAL	SH_PND_Si
						10/19/2007	18.4	Null	SH_PND_Si
						05/11/1974	51.9	COMMERCIAL	SH_PND_Si
						05/15/1996	29.9	COMMERCIAL	SH_PND_Si
						12/20/1958	67.3	MEDICARE	SH_PND_Si
						10/03/1968	57.5	COMMERCIAL	SH_PND_Si
						06/10/1970	55.8	COMMERCIAL	SH_PND_Si
						02/19/1989	37.1	COMMERCIAL	SH_PND_Si
						07/11/1984	41.7	MEDICARE	SH_PND_Si
						03/05/1982	44.1	MEDICARE	SH_PND_Si
						02/26/1977	49.1	COMMERCIAL	SH_PND_Si
						09/27/1977	48.5	COMMERCIAL	SH_PND_Si
						05/01/1964	61.9	COMMERCIAL	SH_PND_Si
						04/01/1994	32.0	COMMERCIAL	SH_PND_Si
						07/09/1983	42.7	COMMERCIAL	SH_PND_Si
						03/23/1967	59.0	COMMERCIAL	SH_PND_Si
						07/06/1984	41.7	COMMERCIAL	SH_PND_Si
						05/18/1955	70.9	MEDICARE	SH_PND_Si

Women's Health Quality Provider Program Report Hub Instructions, Continued



The downloaded file will include links to submit a correction for the member on the corresponding row. The selected member's information and measure components will be auto populated in the respective fields of the correction form.

NOTE: Save the CSV file as an Excel workbook. Otherwise, your CSV file will look like this:

WH - Notepad

# of Weeks	# of Weeks	# of Weeks	# of Weeks	# of Weeks	# of Weeks	# of Weeks	# of Weeks	# of Weeks	# of Weeks	# of Weeks	# of Weeks	# of Weeks	# of Weeks	# of Weeks	# of Weeks
15	16	17	18	19	20	21	22	23	24	25	26	27	28	29	30
38	39	40	41	42	43	44	45	46	47	48	49	50	51	52	53
61	62	63	64	65	66	67	68	69	70	71	72	73	74	75	76
Intermountain Medical Group				Intermountain Alta View Women's Specialists											
1/15/2024				Bonus At Risk											
Intermountain Medical Group				Intermountain Alta View Women's Specialists											
1/15/2024				Bonus At Risk											